



**MEGA TRADE**

**MEGA TRADE** is a truly unique and high-tech company, covering some of the most profitable and relevant business lines of various profitability (Mining, Trading, Loans, Prepaid Cards, Real Estate) all at once. The main activity of the company is the development and operation of high-tech equipment and software used in various middle and high-income businesses that operate via the global Internet network. The company has various exclusive financial offers for customers. This offer will not leave indifferent even the most demanding specialist in the field of investment and network business development.

As of 2021, **MEGA TRADE** is a leading Estonian investor relations, financial communications and wealth management company with New Zealand company number 8111023. Digital Innovation and Technology, Leasing, Forex, Startups, ICOs and IPOs, Equities, Investing in Crypto Tradingx Projects, Real Estate and Energy Sector, MLP, and Closed-End. Funds and ETFs.



**WHO ARE WE?**

# FOREX

**F**orex is the most liquid and most traded market in the world, with over £5 trillion traded daily. The forex market is decentralized, meaning that there is no central location where transactions take place, instead currency transactions are carried out over the counter (OTC).

Our Forex trading methods include;

### Bladerunner Trade

This strategy uses a 20-period Exponential Moving Average (EMA) or Bollinger Middle Band. This is a very popular strategy among traders working on short timeframes.

### Fibonacci pivot daily trading

Daily Fibonacci pivot trading combines daily pivot points and Fibonacci retracements into one strategy. This is designed to give us an indication of where they are likely to find areas of strong support and resistance.

### Bolly Band Bounce Trading

This popular strategy is based on the principle that prices generally return to their averages. Traders use Bollinger Bands as a technical indicator to measure when to buy and sell.

### Fibonacci Overlay Trading

This is an advanced implementation of Fibonacci levels in trading, which involves creating smaller Fibonacci points to look for overlapping levels after the first Fibonacci retracement.

# STOCK



# CRUDE OIL

Day trading "Crude Oil" is about speculating on short term price movements, rather than trying to assess the "real" value of Crude Oil. Using a combination of long and short positions, our traders profit whether the oil price rises or falls.

Crude oil trading generally occurs on the spot, commodity markets do not expire and are not subject to expiration or rollover fees. This market is priced based on Futures contracts and provides an opportunity to trade this market over the long term without the need for rollovers.

Position at expiry of the current futures contract. Continuous charts are available in this market, enabling us to apply a deeper level of technical analysis to trading this commodity compared to traditional commodity market charts. With our sophisticated network of sub-brokers, we trade on ICE and NYMEX. Our crude oil trading strategy includes;

## **moving average trading**

**Moving averages aim to smooth historical price data by calculating the average price over a period of time. This allows us to see how the current rate compares to the average, which will filter out sudden or unexplained moves that could distort historical price data.**

## **Fibonacci Retracements to Pivot Points**

**Pivot points help isolate prices where sentiment in the market is likely to change. Calculating the pivot point is simply done by averaging the high, low, and close of any security. These pivot points are usually referenced the next day to indicate the mood of the market.**

## **Bolly Band Bounce Trading**

**Bollinger Bands help analyze and identify when sentiment and price will change direction in a range bound market. It identifies three important levels that put the current price into perspective: trend line (where it is headed now), top line (where resistance will be found), and bottom line (where support will enter).**

## **Relative Strength Index (RSI)**

**This index is a momentum indicator that compares the average profit made when the price rises over a certain period of time, for example 14 days, compared to the average loss incurred during the same period. This gives you an idea of whether gold will be overvalued or undervalued in the near future.**



# AGRICULTURE


**Agricultural investment is any investment in agricultural land or in businesses that support the agribusiness industry. Agricultural land is also known as arable land, arable land, cultivated land or cultivated land. Agribusiness is any business related to agricultural products or services needed in agriculture. This can include businesses such as seed or fertilizer distributors, timber companies, tractor companies, and processing or packaging facilities.**

**At MEGA TRADE, we are passionate about bridging the gap between investors and agriculture. Farmers need to produce 70% more food by 2050. With the demand for food skyrocketing and the availability of farmland dwindling, we believe investing in farmland is a smart move.**

**The world's population is growing and rural areas are shrinking. Savvy investors see this as an indicator that the demand for and prices associated with agricultural and arable land will increase. Investing in agriculture can offer investors opportunities ready to be reaped (pun intended).**

**Whatever your investment goals, MEGA TRADE is here to help.**

**There are so many lands on our planet. Arable land, sufficient land for traditional agriculture, is limited to areas with suitable moisture, soil and temperature. A major influence on the growing demand for agricultural land will be the fact that the world population has quadrupled over the past century, and the demand for food is expected to increase by 59-98% by 2050.**



Invest in 'Crypto' with us and enjoy the benefits of trading on cutting-edge platforms and technologies. The Ray exchange network, which is mainly associated with Coinbase, allows you to trade more than 30 cryptocurrencies such as Bitcoin, Ether, Bitcoin Cash, Litecoin, etc. Our Crypto Trading experts know not only the financial markets, but also the Blockchain technology underlying Cryptos, which helps them make more informed trading decisions.

Cryptocurrency (Crypto) is virtual money based on a blockchain that typically uses a decentralized network to carry out secure financial transactions. Crypto Trading involves speculating about its price movements through CFD trading accounts or spread betting, or buying and selling the underlying currency through exchanges. With Ray's investment plan, you receive profits from trading cryptocurrencies without taking any risks.

Our investment strategy includes;

### **Get Through The Day**

On a trading day, we take positions based on anticipated short-term moves and close them at the end of the trading day.

### **Swing Trading**

Swing trading allows us to watch trends as they form and hold positions until the trends run their course or show signs of reversing.

### **Hairy Skin**

Through Scalping, we often place intraday trades in smaller price movements using legitimate arbitrage methods.

### **Commercial Position**

If the trend continues for a while, or if it is difficult to predict when the price will change direction, "Position Trading" is a more risk-averse strategy.



# GOLD

Invest with us and enjoy clear trading benefits with up to 1:20 leverage. Our trading experts prefer a combination of spread betting and CFD trading to speculate on gold prices on various commodity exchanges such as LSE, NYME and HKEX.

Gold trading is a profitable option for many investment companies as it provides the perfect balance between low risk and high return trading. During the global financial crisis, many investors chose to invest in gold as a hedge against economic turmoil. While gold and currency prices are largely determined by economic and market events, the specific events that affect these values differ significantly.

We speculate on gold futures with spread betting and CFDs. We rarely invest directly in gold. Our gold futures trading takes place 24 hours a day, five days a week, except between 10:00 PM and 11:00 PM. m. and 11 p.m. (Singapore time).

Spread betting and CFDs allow us to speculate on the price of gold without having to take ownership or give away the underlying market. That is, they can be used to take a position on the price of gold either going up (long) or down (short). Our gold trading strategy includes: Invest with us and enjoy clear trading benefits with up to 1:20 leverage. Our trading experts prefer a combination of spread betting and CFD trading to speculate on gold prices on various commodity exchanges such as LSE, NYME and HKEX.

## moving average trading

Moving averages aim to smooth historical price data by calculating the average price over a period of time. This allows us to see how the current rate compares to the average, which will filter out sudden or unexplained moves that could distort historical price data.

## Fibonacci Retracements to Pivot Points

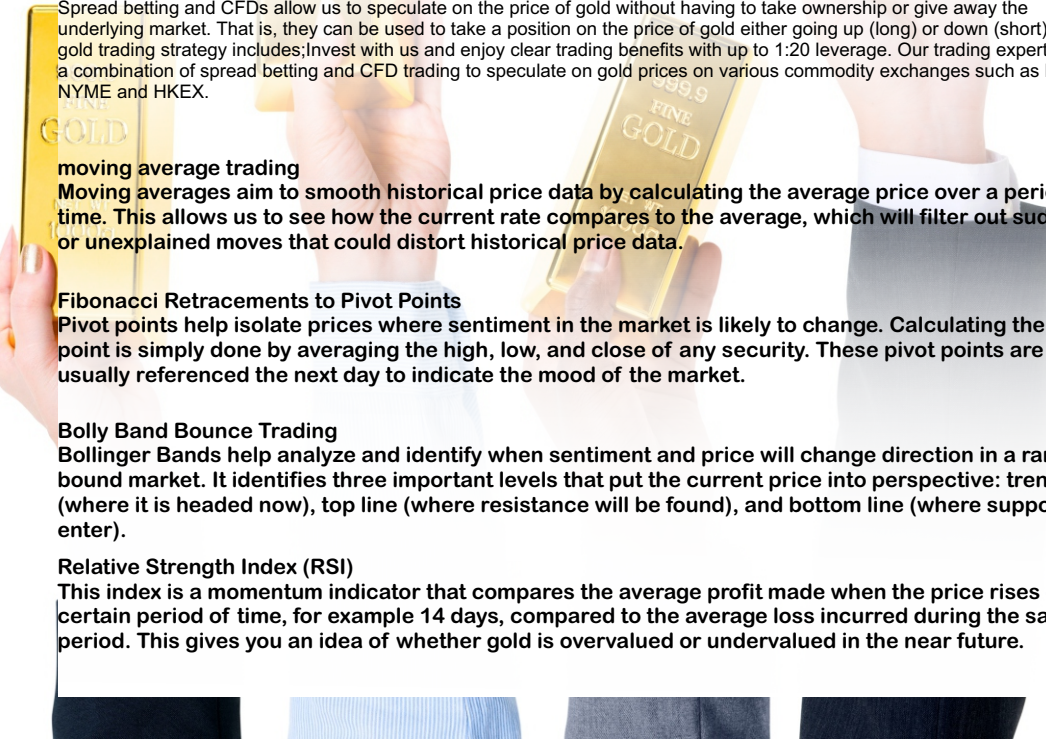
Pivot points help isolate prices where sentiment in the market is likely to change. Calculating the pivot point is simply done by averaging the high, low, and close of any security. These pivot points are usually referenced the next day to indicate the mood of the market.

## Bolly Band Bounce Trading

Bollinger Bands help analyze and identify when sentiment and price will change direction in a range bound market. It identifies three important levels that put the current price into perspective: trend line (where it is headed now), top line (where resistance will be found), and bottom line (where support will enter).

## Relative Strength Index (RSI)

This index is a momentum indicator that compares the average profit made when the price rises over a certain period of time, for example 14 days, compared to the average loss incurred during the same period. This gives you an idea of whether gold is overvalued or undervalued in the near future.



# PLANS

## 10%

Minimum = \$100  
Maximum = \$499  
DURATION = After 24  
Hours

SIGN UP TODAY

## 18%

Minimum = \$500  
Maximum = \$1,000  
DURATION = After 24  
Hours

SIGN UP TODAY

## 28%

Minimum = \$1000  
Maximum = \$2,999  
DURATION = After 48  
Hours

SIGN UP TODAY

## 38%

Minimum = \$3000  
Maximum = \$10,000  
DURATION = After 60  
Hours

SIGN UP TODAY

## 52%

Minimum = \$5,000  
Maximum = UNLIMITED  
DURATION = 72 Hours

SIGN UP TODAY

## 64%

Minimum = \$10,000  
Maximum = UNLIMITED  
DURATION = 72 Hours

SIGN UP TODAY

VISIT

[megatrade.company](https://megatrade.company)

*For more investment plans*





## Affiliate Rating System

Our affiliate program gives each of our members the opportunity to grow financially with MEGA TRADE while building this great community. At the first beginner level, associates earn 10% commission on all direct referrals and an additional 2% commission on the first two levels of passive referrals.

## Official representative

It is possible to start your career as an affiliate by becoming an authorized representative of MEG TRADE. All authorized representatives receive the title of Professional affiliation. With this increase in rank also comes an increase in automatic direct referral commissions to 10% and an additional level of passive referrals for a total of two tiers.

Please note that representatives are responsible for fulfilling additional responsibilities in connection with MEGA TRADE, which we hope to fulfill at any time.

**AFFILIATION**



**BITCOIN**



**TRON**




**USDT**



**ETHEREUM**



**BNB**



**BUSD**



**WE ACCEPT**



**MEGA TRADE**